

basic education

Department:
Basic Education
REPUBLIC OF SOUTH AFRICA

NATIONAL SENIOR CERTIFICATE

GRADE 12

MATHEMATICS P2

NOVEMBER 2022

Stanmorephysics.com

MARKS: 150

TIME: 3 hours



This question paper consists of 13 pages and 1 information sheet.



INSTRUCTIONS AND INFORMATION

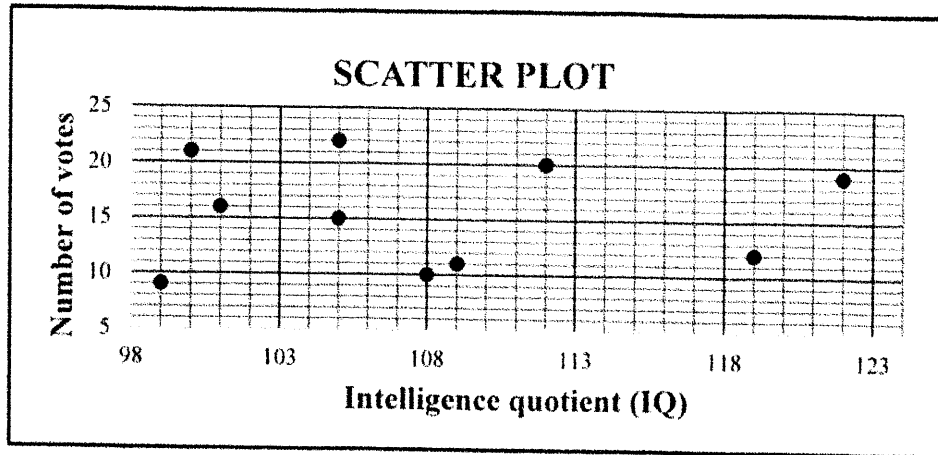
Read the following instructions carefully before answering the questions.

1. This question paper consists of 10 questions.
2. Answer ALL the questions in the SPECIAL ANSWER BOOK provided.
3. Clearly show ALL calculations, diagrams, graphs, etc. which you have used in determining your answers.
4. Answers only will NOT necessarily be awarded full marks.
5. You may use an approved scientific calculator (non-programmable and non-graphical), unless stated otherwise.
6. If necessary, round off answers correct to TWO decimal places, unless stated otherwise.
7. Diagrams are NOT necessarily drawn to scale.
8. An information sheet with formulae is included at the end of the question paper.
9. Write neatly and legibly.



QUESTION 1

The matric class of a certain high school had to vote for the chairperson of the RCL (representative council of learners). The scatter plot below shows the IQ (intelligence quotient) of the 10 learners who received the most votes and the number of votes that they received.



Before the election, the popularity of each of these ten learners was established and a popularity score (out of a 100) was assigned to each. The popularity scores and the number of votes of the same 10 learners who received the most votes are shown in the table below.

Popularity score (x)	32	89	35	82	50	59	81	40	79	65
Number of votes (y)	9	22	10	21	11	15	20	12	19	16

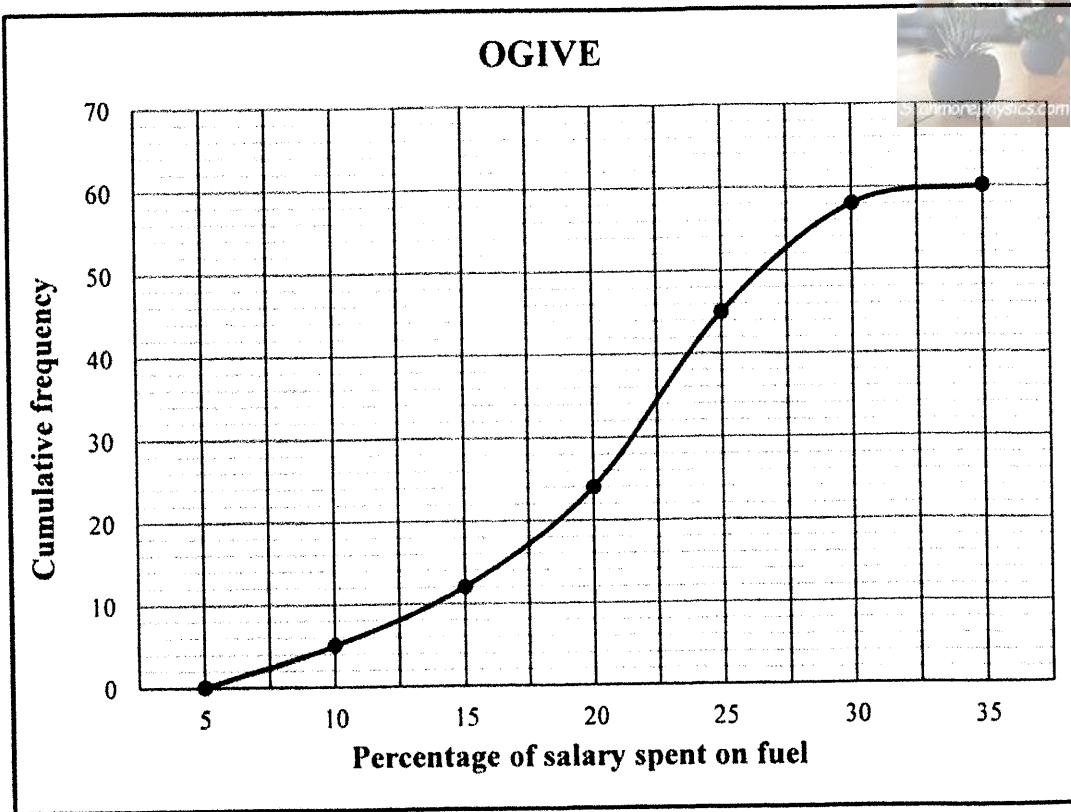
- 1.1 Calculate the:
 - 1.1.1 Mean number of votes that these 10 learners received (2)
 - 1.1.2 Standard deviation of the number of votes that these 10 learners received (1)
- 1.2 The learners who received fewer votes than one standard deviation below the mean were not invited for an interview. How many learners were invited? (2)
- 1.3 Determine the equation of the least squares regression line for the data given in the table. (3)
- 1.4 Predict the number of votes that a learner with a popularity score of 72 will receive. (2)
- 1.5 Using the scatter plot and table above, provide a reason why:
 - 1.5.1 IQ is not a good indicator of the number of votes that a learner could receive (1)
 - 1.5.2 The prediction in QUESTION 1.4 is reliable (1)

[12]



QUESTION 2

A company conducted research among all its employees on what percentage of their monthly salary was spent on fuel in a particular month. The data is represented in the ogive (cumulative frequency graph) below.



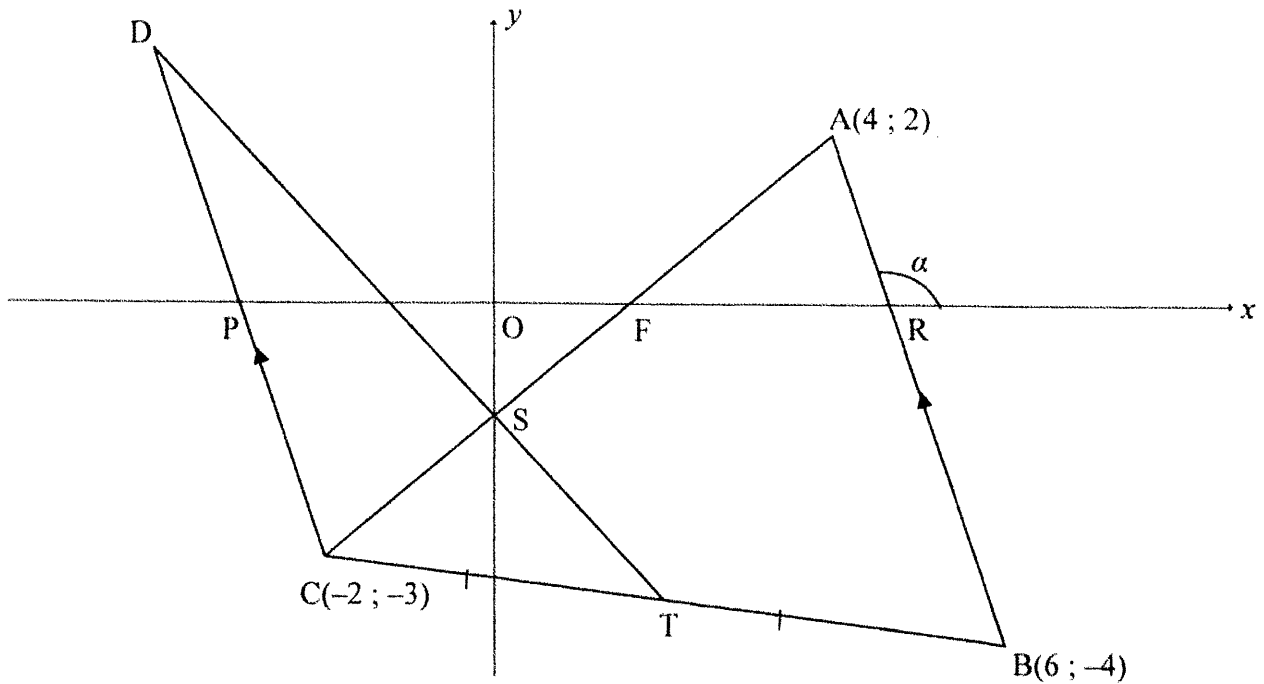
- 2.1 How many people are employed at this company? (1)
- 2.2 Write down the modal class of the data. (1)
- 2.3 How many employees spent more than 22,5% of their monthly salary on fuel? (2)
- 2.4 An employee spent R2 400 of his salary on fuel in that particular month. Determine the monthly salary of this employee if he spends 7% of his salary on fuel. (2)
- 2.5 The monthly salaries of these employees remains constant and the number of litres of fuel used in each month also remains constant. If the fuel price increases from R21,43 per litre to R22,79 per litre at the beginning of the next month, how will the above ogive change? (2)

[8]



QUESTION 3

In the diagram, $A(4 ; 2)$, $B(6 ; -4)$ and $C(-2 ; -3)$ are vertices of $\triangle ABC$. T is the midpoint of CB . The equation of line AC is $5x - 6y = 8$. The angle of inclination of AB is α . $\triangle DCT$ is drawn such that $CD \parallel BA$. The lines AC and DT intersect at S , the y -intercept of AC . P , F and R are the x -intercepts of DC , AC and AB respectively.

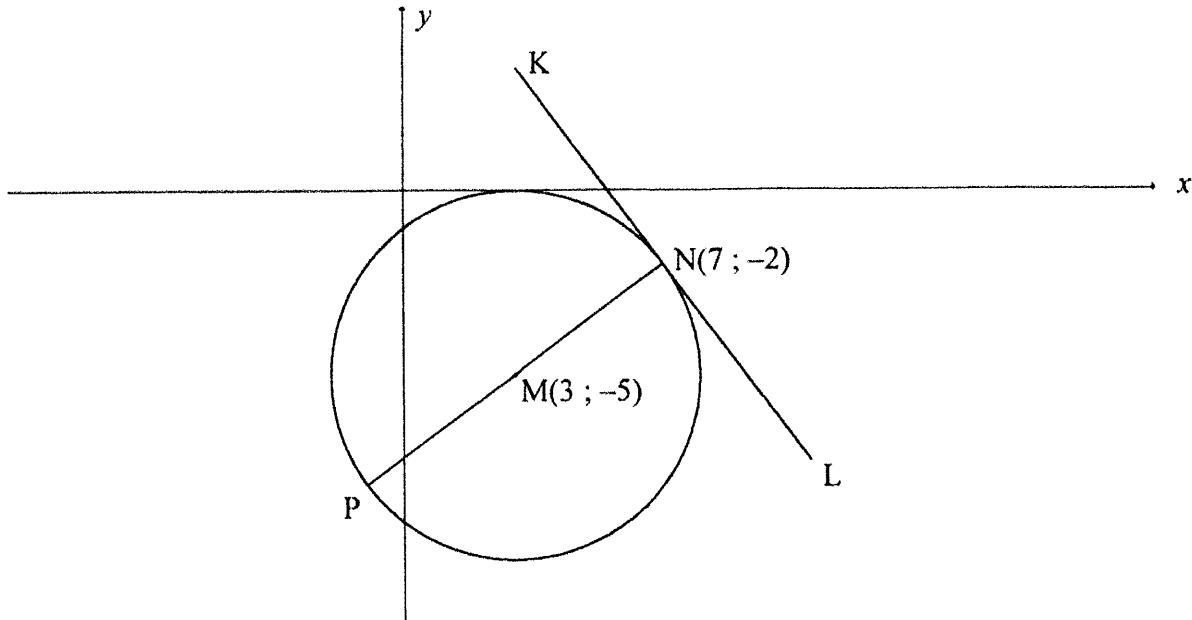


- 3.1 Calculate the:
- 3.1.1 Gradient of AB (2)
 - 3.1.2 Size of α (2)
 - 3.1.3 Coordinates of T (2)
 - 3.1.4 Coordinates of S (2)
- 3.2 Determine the equation of CD in the form $y = mx + c$. (3)
- 3.3 Calculate the:
- 3.3.1 Size of \hat{DCA} (4)
 - 3.3.2 Area of $POSC$ (5)
- [20]**



QUESTION 4

In the diagram, $M(3 ; -5)$ is the centre of the circle having PN as its diameter. KL is a tangent to the circle at $N(7 ; -2)$.



4.1 Calculate the coordinates of P. (2)

4.2 Determine the equation of:

4.2.1 The circle in the form $(x-a)^2 + (y-b)^2 = r^2$ (3)

4.2.2 KL in the form $y = mx + c$ (5)

4.3 For which values of k will $y = -\frac{4}{3}x + k$ be a secant to the circle? (4)

4.4 Points $A(t ; t)$ and B are not shown on the diagram.

From point A , another tangent is drawn to touch the circle with centre M at B .

4.4.1 Show that the length of tangent AB is given by $\sqrt{2t^2 + 4t + 9}$. (2)

4.4.2 Determine the minimum length of AB . (4)

[20]



QUESTION 5

5.1 Given that $\sqrt{13} \sin x + 3 = 0$, where $x \in (0^\circ ; 90^\circ)$.

Without using a calculator, determine the value of:

5.1.1 $\sin(360^\circ + x)$ (2)

5.1.2 $\tan x$ (3)

5.1.3 $\cos(180^\circ + x)$ (2)

5.2 Determine the value of the following expression, **without using a calculator**:

$$\frac{\cos(90^\circ + \theta)}{\sin(\theta - 180^\circ) + 3 \sin(-\theta)} \quad (5)$$

5.3 Determine the general solution of the following equation:

$$(\cos x + 2 \sin x)(3 \sin 2x - 1) = 0 \quad (6)$$

5.4 Given the identity: $\cos(x + y) \cdot \cos(x - y) = 1 - \sin^2 x - \sin^2 y$

5.4.1 Prove the identity. (4)

5.4.2 Hence, determine the value of $1 - \sin^2 45^\circ - \sin^2 15^\circ$, **without using a calculator**. (3)

5.5 Consider the trigonometric expression: $16 \sin x \cdot \cos^3 x - 8 \sin x \cdot \cos x$

5.5.1 Rewrite the expression as a single trigonometric ratio. (4)

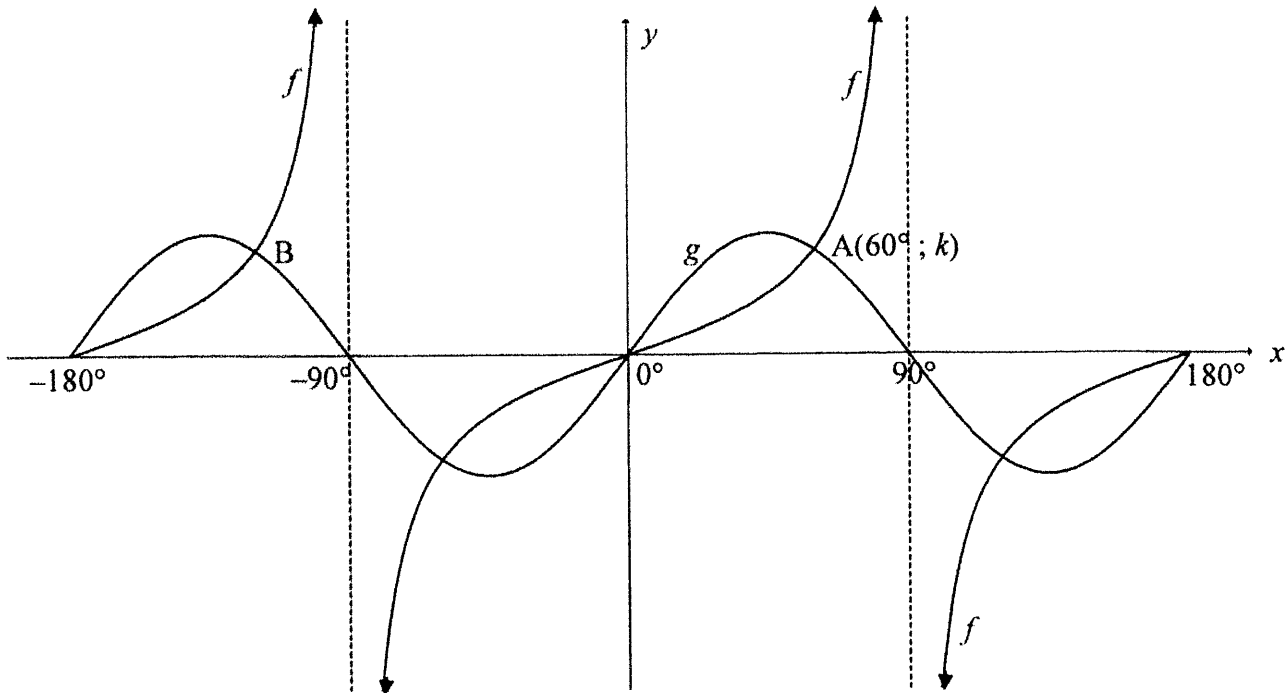
5.5.2 For which value of x in the interval $x \in [0^\circ ; 90^\circ]$ will $16 \sin x \cdot \cos^3 x - 8 \sin x \cdot \cos x$ have its minimum value? (1)

[30]



QUESTION 6

In the diagram below, the graphs of $f(x) = \tan x$ and $g(x) = 2\sin 2x$ are drawn for the interval $x \in [-180^\circ; 180^\circ]$. A $(60^\circ; k)$ and B are two points of intersection of f and g .



6.1 Write down the period of g . (1)

6.2 Calculate the:

6.2.1 Value of k (1)

6.2.2 Coordinates of B (1)

6.3 Write down the range of $2g(x)$. (2)

6.4 For which values of x will $g(x+5^\circ) - f(x+5^\circ) \leq 0$ in the interval $x \in [-90^\circ; 0^\circ]$? (2)

6.5 Determine the values of p for which $\sin x \cdot \cos x = p$ will have exactly two real roots in the interval $x \in [-180^\circ; 180^\circ]$. (3)

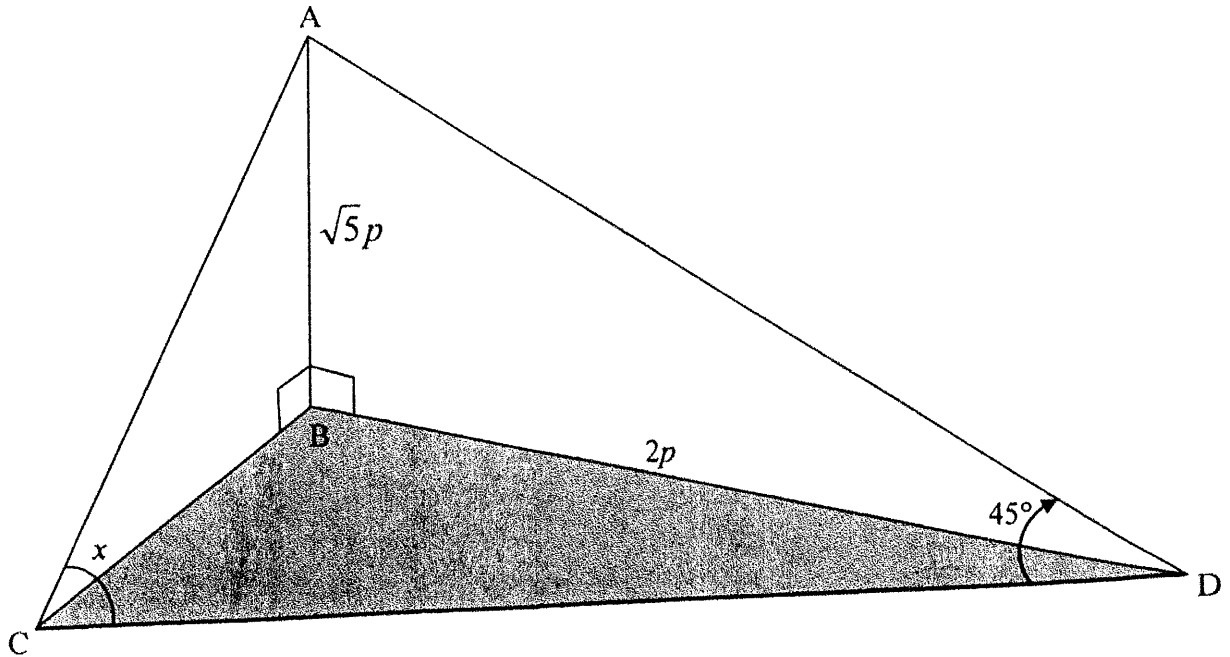
[10]



QUESTION 7

AB is a vertical flagpole that is $\sqrt{5}p$ metres long. AC and AD are two cables anchoring the flagpole. B, C and D are in the same horizontal plane.

$BD = 2p$ metres, $\hat{ACD} = x$ and $\hat{ADC} = 45^\circ$.

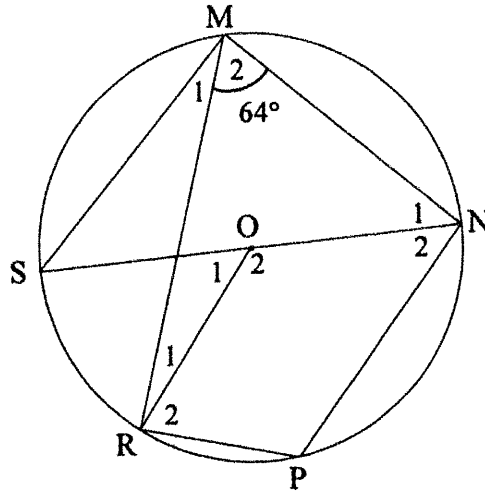


- 7.1 Determine the length of AD in terms of p . (2)
- 7.2 Show that the length of $CD = \frac{3p(\sin x + \cos x)}{\sqrt{2} \sin x}$. (5)
- 7.3 If it is further given that $p = 10$ and $x = 110^\circ$, calculate the area of $\triangle ADC$. (3)
- [10]



QUESTION 8

8.1 In the diagram, O is the centre of the circle. MNPR is a cyclic quadrilateral and SN is a diameter of the circle. Chord MS and radius OR are drawn. $\hat{M}_2 = 64^\circ$.



Determine, giving reasons, the size of the following angles:

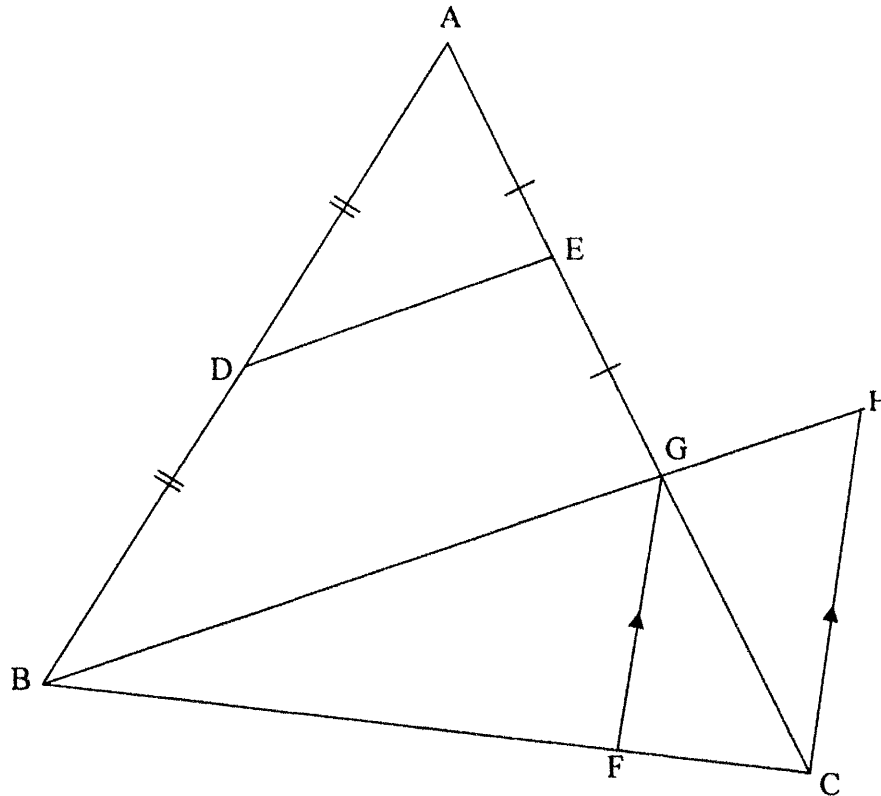
8.1.1 \hat{P} (2)

8.1.2 \hat{M}_1 (2)

8.1.3 \hat{O}_1 (2)



- 8.2 In the diagram, $\triangle ABG$ is drawn. D and E are midpoints of AB and AG respectively. AG and BG are produced to C and H respectively. F is a point on BC such that $FG \parallel CH$.



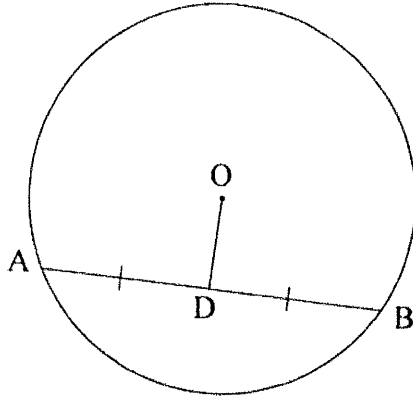
8.2.1 Give a reason why $DE \parallel BH$. (1)

8.2.2 If it is further given that $\frac{FC}{BF} = \frac{1}{4}$, $DE = 3x - 1$ and $GH = x + 1$, calculate, giving reasons, the value of x . (6)
[13]



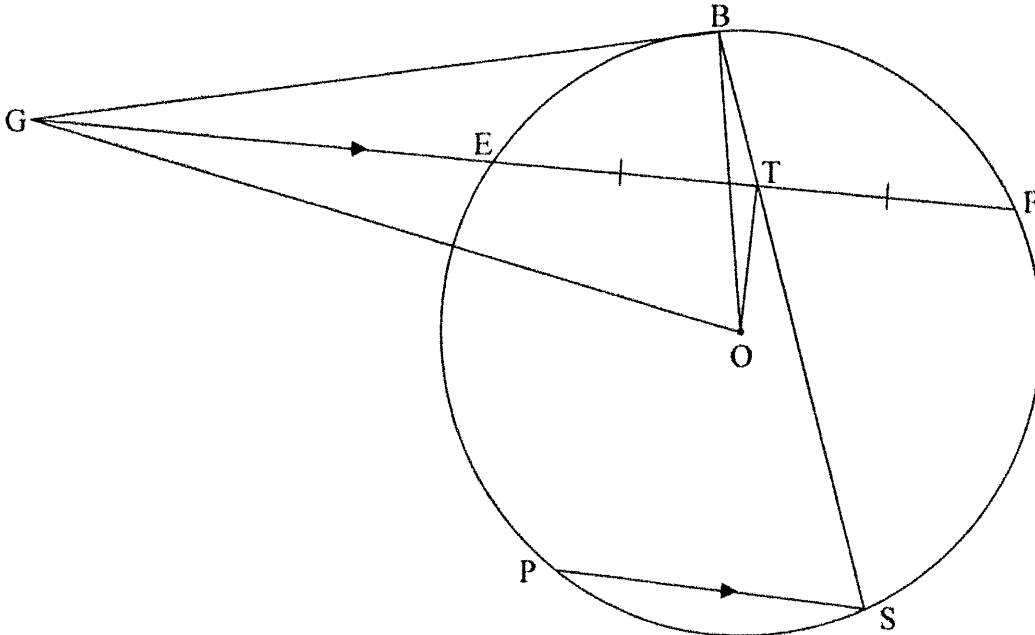
QUESTION 9

9.1 In the diagram, O is the centre of a circle. OD bisects chord AB.



Prove the theorem that states that the line from the centre of a circle that bisects a chord is perpendicular to the chord, i.e. $OD \perp AB$. (5)

9.2 In the diagram, E, B, F, S and P are points on the circle centred at O. GB is a tangent to the circle at B. FE is produced to meet the tangent at G. OT is drawn such that T is the midpoint of EF. GO and BO are drawn. BS is drawn through T. $PS \parallel GF$.



Prove, giving reasons, that:

9.2.1 OTBG is a cyclic quadrilateral (5)

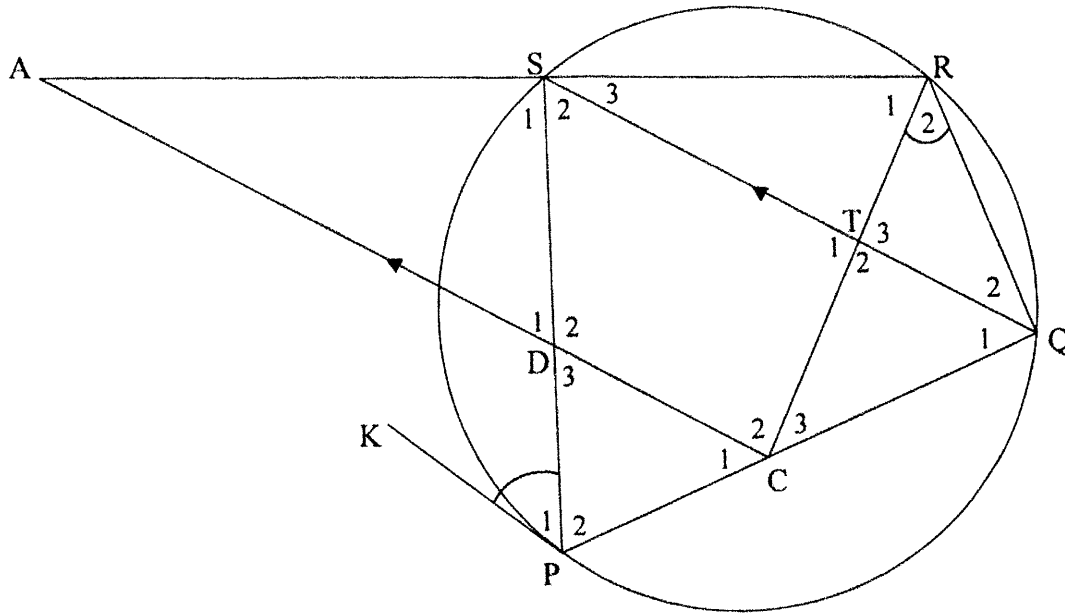
9.2.2 $\hat{GOB} = \hat{S}$ (4)

[14]



QUESTION 10

In the diagram, PQRS is a cyclic quadrilateral. KP is a tangent to the circle at P. C and D are points on chords PQ and PS respectively and CD produced meets RS produced at A. CA || QS. RC is drawn. $\hat{P}_1 = \hat{R}_2$.



Prove, giving reasons, that:

10.1 $\hat{S}_1 = \hat{T}_2$ (4)

10.2 $\frac{AD}{AR} = \frac{AS}{AC}$ (5)

10.3 $AC \times SD = AR \times TC$ (4)
 [13]

TOTAL: 150



INFORMATION SHEET

$$x = \frac{-b \pm \sqrt{b^2 - 4ac}}{2a}$$

$$A = P(1 + ni)$$

$$A = P(1 - ni)$$

$$A = P(1 - i)^n$$

$$A = P(1 + i)^n$$

$$T_n = a + (n - 1)d$$

$$S_n = \frac{n}{2}[2a + (n - 1)d]$$

$$T_n = ar^{n-1}$$

$$S_n = \frac{a(r^n - 1)}{r - 1}; r \neq 1$$

$$S_\infty = \frac{a}{1 - r}; -1 < r < 1$$

$$F = \frac{x[(1 + i)^n - 1]}{i}$$

$$P = \frac{x[1 - (1 + i)^{-n}]}{i}$$

$$f'(x) = \lim_{h \rightarrow 0} \frac{f(x+h) - f(x)}{h}$$

$$d = \sqrt{(x_2 - x_1)^2 + (y_2 - y_1)^2}$$

$$M\left(\frac{x_1 + x_2}{2}; \frac{y_1 + y_2}{2}\right)$$

$$y = mx + c$$

$$y - y_1 = m(x - x_1)$$

$$m = \frac{y_2 - y_1}{x_2 - x_1}$$

$$m = \tan \theta$$

$$(x - a)^2 + (y - b)^2 = r^2$$

$$\text{In } \Delta ABC: \frac{a}{\sin A} = \frac{b}{\sin B} = \frac{c}{\sin C}$$

$$a^2 = b^2 + c^2 - 2bc \cdot \cos A$$

$$\text{area } \Delta ABC = \frac{1}{2} ab \cdot \sin C$$

$$\sin(\alpha + \beta) = \sin \alpha \cdot \cos \beta + \cos \alpha \cdot \sin \beta$$

$$\sin(\alpha - \beta) = \sin \alpha \cdot \cos \beta - \cos \alpha \cdot \sin \beta$$

$$\cos(\alpha + \beta) = \cos \alpha \cdot \cos \beta - \sin \alpha \cdot \sin \beta$$

$$\cos(\alpha - \beta) = \cos \alpha \cdot \cos \beta + \sin \alpha \cdot \sin \beta$$

$$\cos 2\alpha = \begin{cases} \cos^2 \alpha - \sin^2 \alpha \\ 1 - 2\sin^2 \alpha \\ 2\cos^2 \alpha - 1 \end{cases}$$

$$\sin 2\alpha = 2\sin \alpha \cdot \cos \alpha$$

$$\bar{x} = \frac{\sum x}{n}$$

$$\sigma^2 = \frac{\sum_{i=1}^n (x_i - \bar{x})^2}{n}$$

$$P(A) = \frac{n(A)}{n(S)}$$

$$P(A \text{ or } B) = P(A) + P(B) - P(A \text{ and } B)$$

$$\hat{y} = a + bx$$

$$b = \frac{\sum (x - \bar{x})(y - \bar{y})}{\sum (x - \bar{x})^2}$$





basic education

Department
Basic Education
REPUBLIC OF SOUTH AFRICA



Candidate Barcode label/Staffieskodeplakker

NSC Answer Book
NSS-antwoordeboek

National Senior Certificate/Nasionale Senior Sertifikaat (Grade 12/Graad 12) – November 2022

CENTRE NUMBER
SENTRUMNOMMER

EXAMINATION NUMBER
EKSAMENNOMMER

DATE
DATUM

BOOK NUMBER
BOEKNUMMER

OF
VAN

BOOKS
BOEKE

SUBJECT CODE
VAKKODE

PAPER NUMBER
VRAESTELNOMMER

2

SUBJECT NAME
VAKNAAM

MATHEMATICS/WISKUNDE

MARKER/NASIENER			MODERATOR'S INITIALS IN RELEVANT BLOCK MODERATOR SE VOORLETTERS IN RELEVANTE BLOKKIE									
Question Vraag	Marks Punte	Marker's Code & Initials Nasiener se kode & Voorletters	Marks Punte	SM	Marks Punte	DCM AHN	Marks Punte	CM HN	Marks Punte	IM	Marks Punte	EM
1												
2												
3												
4												
5												
6												
7												
8												
9												
10												
		TOTAL TOTAAL										

CONTROLLED AND CERTIFIED CORRECT
(SURNAME AND INITIALS OF EA)
GEKONTROLEER EN AS KORREK
GESERTIFISEER (VAN EN VOORLETTERS
VAN EA)

READ INSTRUCTIONS ON THE NEXT PAGE
LEES INSTRUKSIES OP VOLGENDE BLADSY

This answer book consists of 23 pages./Hierdie antwoordeboek bestaan uit 23 bladsye.



PLEASE FOLLOW THESE INSTRUCTIONS CAREFULLY


VOLG ASSEBLIEF HIERDIE INSTRUKSIES NOUKEURIG

- | | |
|--|---|
| 1. Clearly write your examination number and centre number in the space provided and attach your barcode label in the space provided. | 1. Skryf jou eksamennummer en sentrumnummer duidelik in die ruimtes verskaf en plak jou stafieskodeplakker in die ruimte verskaf. |
| 2. Remember that your own name (or the name of your school) may not appear anywhere on or in this answer book. | 2. Onthou dat jou eie naam (of die naam van jou skool) nie op of in hierdie antwoordeboek mag voorkom nie. |
| 3. Answer ALL questions in the spaces provided. | 3. Beantwoord ALLE vrae in die ruimtes wat voorsien is. |
| 4. No pages may be torn from this answer book. | 4. Geen bladsye mag uit hierdie antwoordeboek geskeur word nie. |
| 5. Read the instructions printed on your timetable carefully as well as any other instructions which may be given in each examination paper. | 5. Lees die instruksies wat op jou eksamenrooster gedruk is, sorgvuldig deur, asook enige ander instruksies wat op elke eksamenvraestel gegee word. |
| 6. Candidates may not retain an answer book or remove it from the examination room. | 6. Geen antwoordeboek mag deur die kandidaat behou of uit die eksamenlokaal verwyder word nie. |
| 7. Answers must be written in black/blue ink as distinctly as possible. Do not write in the margins. | 7. Skryf die antwoorde so duidelik moontlik met swart/blou ink. Laat die kantlyne oop. |
| 8. Write the numbers of the questions you have answered on the front cover of the answer book where marks are to be recorded. | 8. Skryf die nommers van die vrae wat jy beantwoord het op die voorblad van die antwoordeboek waar die punte aangebring word. |
| 9. If you require additional space for your answers: | 9. In geval jy bykomende ruimte benodig vir jou antwoorde: |
| 9.1 Use the additional space provided at the end of the answer book. | 9.1 Gebruik die bykomende ruimte wat aan die einde van die antwoordeboek voorsien word. |
| 9.2 When answering a question in the additional space, indicate clearly the question number in the column on the LHS. | 9.2 As 'n vraag in die bykomende ruimte beantwoord word, dui duidelik die vraagnommer in die kolom aan die LK aan. |
| 9.3 Rule off after each answer. | 9.3 Trek 'n lyn na elke antwoord. |
| 10. Draw a neat line through any work/rough work that must not be marked. | 10. Trek 'n netjiese lyn deur enige werk/rofwerk wat nie nagesien moet word nie. |



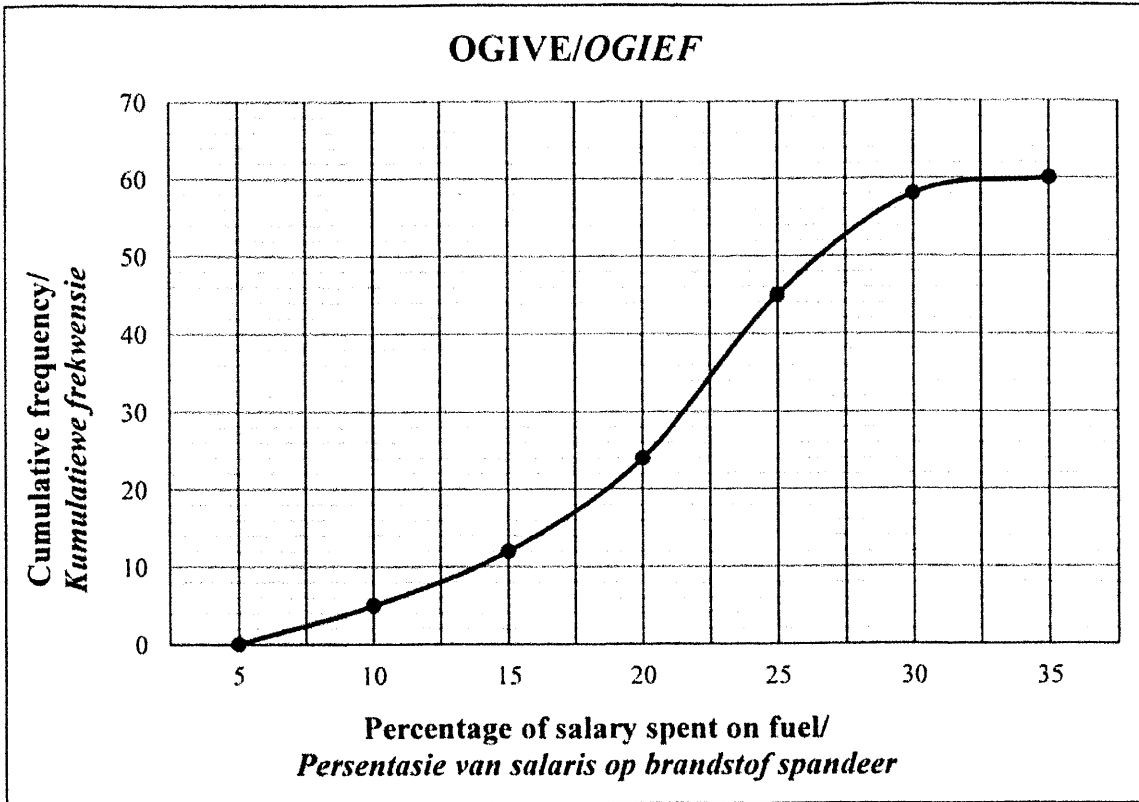
QUESTION/VRAAG 1

Popularity score (x)/ Gewildheidspunt (x)	32	89	35	82	50	59	81	40	79	65
Number of votes (y)/ Getal stemme (y)	9	22	10	21	11	15	20	12	19	16

	Solution/Oplissing	Marks Punte
1.1.1		(2)
1.1.2		(1)
1.2		(2)
1.3		(3)
1.4		(2)
1.5.1		(1)
1.5.2		(1)
		[12]



QUESTION/VRAAG 2



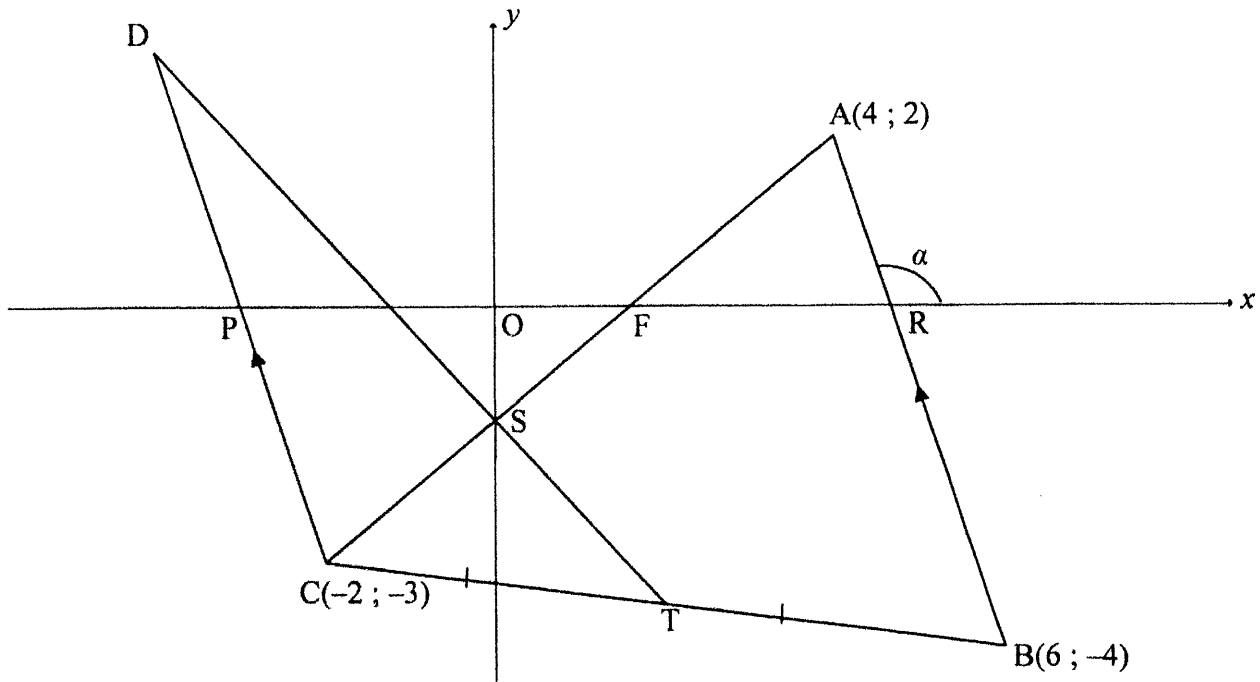
	Solution/Oplissing	Marks Punte
2.1		(1)
2.2		(1)
2.3		(2)
2.4		(2)



2.5		
	(2)	
	[8]	



QUESTION/VRAAG 3



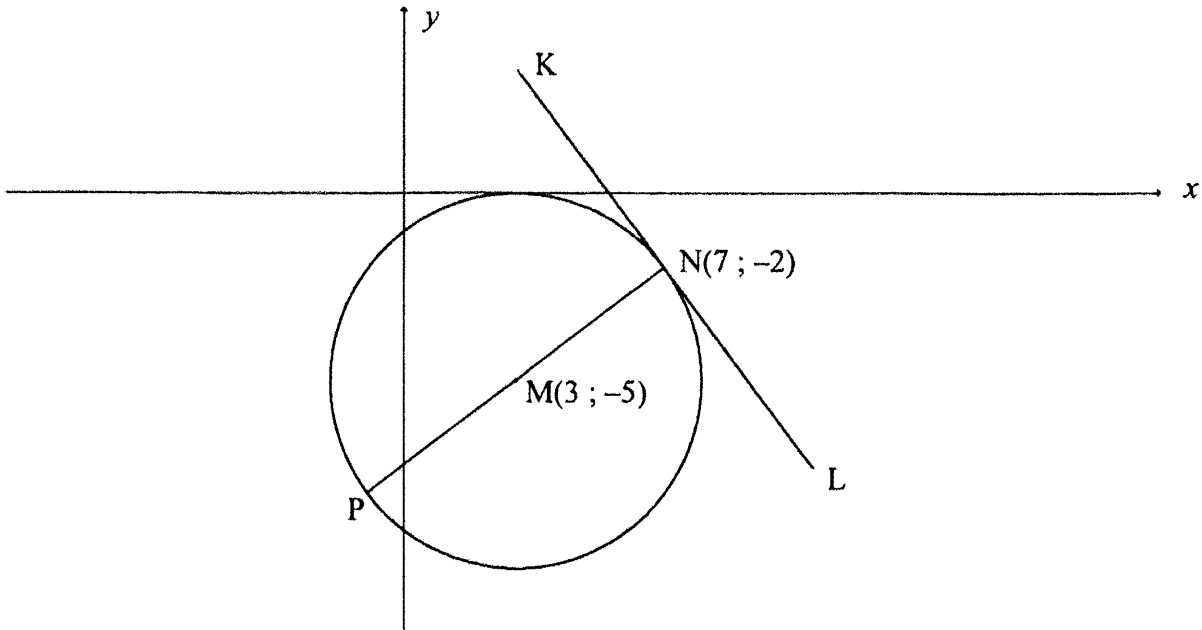
	Solution/Oplissing	Marks Punte
3.1.1		(2)
3.1.2		(2)
3.1.3		(2)




	Solution/Oplissing	Marks Punte
3.1.4		(2)
3.2		(3)
3.3.1		(4)
3.3.2		(5)
		[20]



QUESTION/VRAAG 4



	Solution/Oplissing	Marks Punte
4.1		(2)
4.2.1		(3)
4.2.2		(5)



	Solution/Oplissing	Marks Punte
4.3		(4)
4.4.1		(2)
4.4.2		(4)
		[20]



QUESTION/VRAAG 5

	Solution/Oplissing	Marks Punte
5.1.1		(2)
5.1.2		(3)
5.1.3		(2)
5.2		(5)



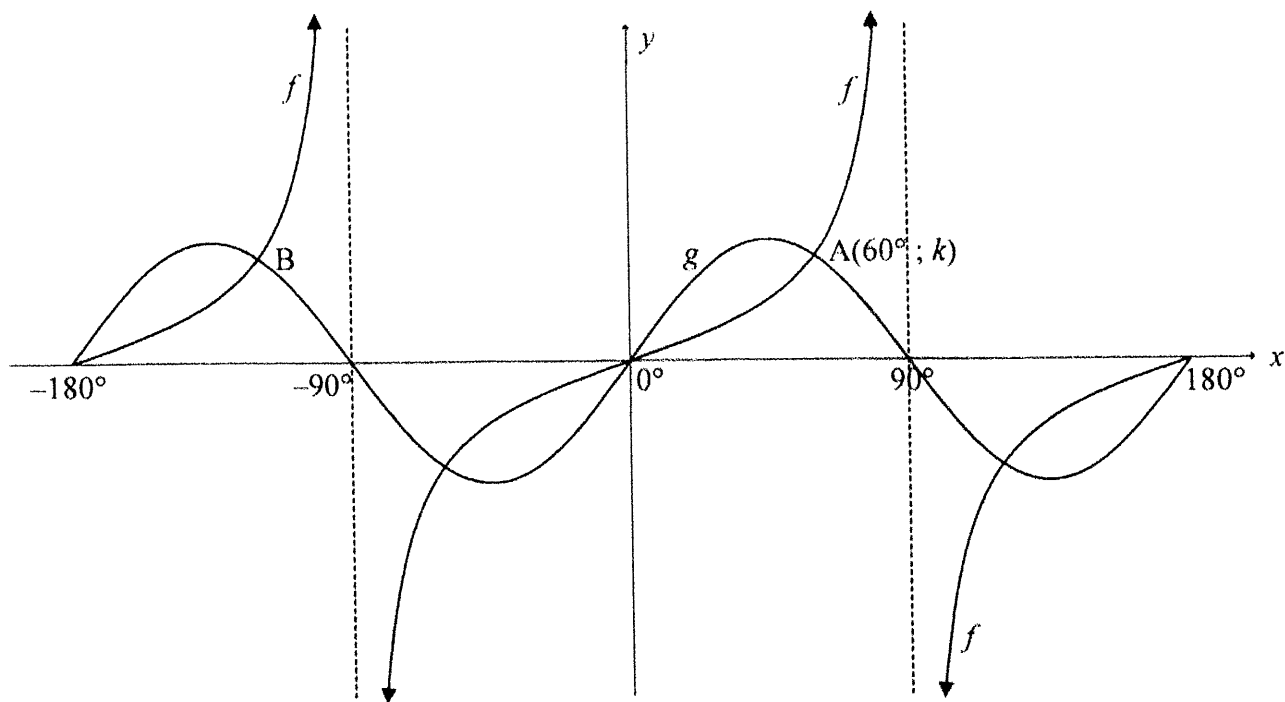
	Solution/Oplissing	Marks Punte
5.3		(6)
5.4.1		(4)
5.4.2		(3)



	Solution/Oplissing	Marks Punte
5.5.1		
		(4)
5.5.2		
		(1)
		[30]



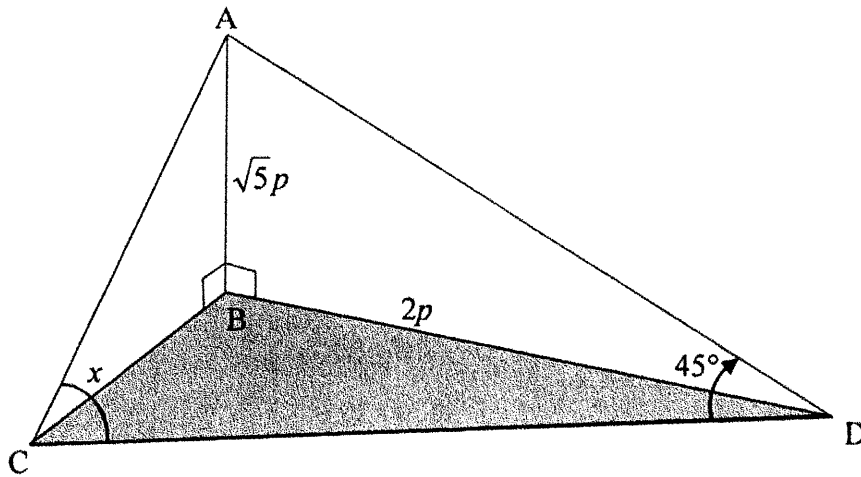
QUESTION/VRAAG 6



	Solution/Oplissing	Marks Punte
6.1		(1)
6.2.1		(1)
6.2.2		(1)
6.3		(2)
6.4		(2)
6.5		(3)
		[10]



QUESTION/VRAAG 7



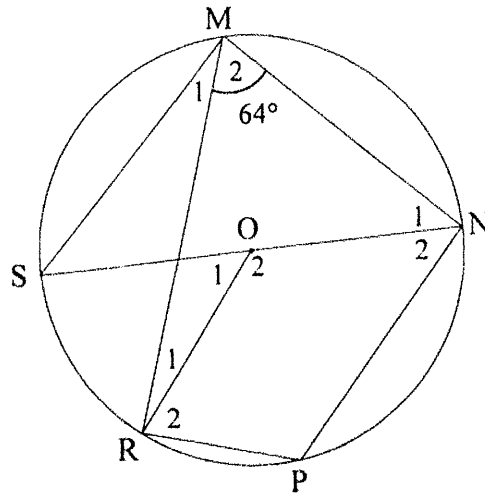
	Solution/Oplissing	Marks Punte
7.1		(2)
7.2		(5)
7.3		(3)
		[10]



Provide reasons for your statements in QUESTIONS 8, 9 and 10.
 Verskaf redes vir jou bewerings in VRAAG 8, 9 en 10.

QUESTION/VRAAG 8

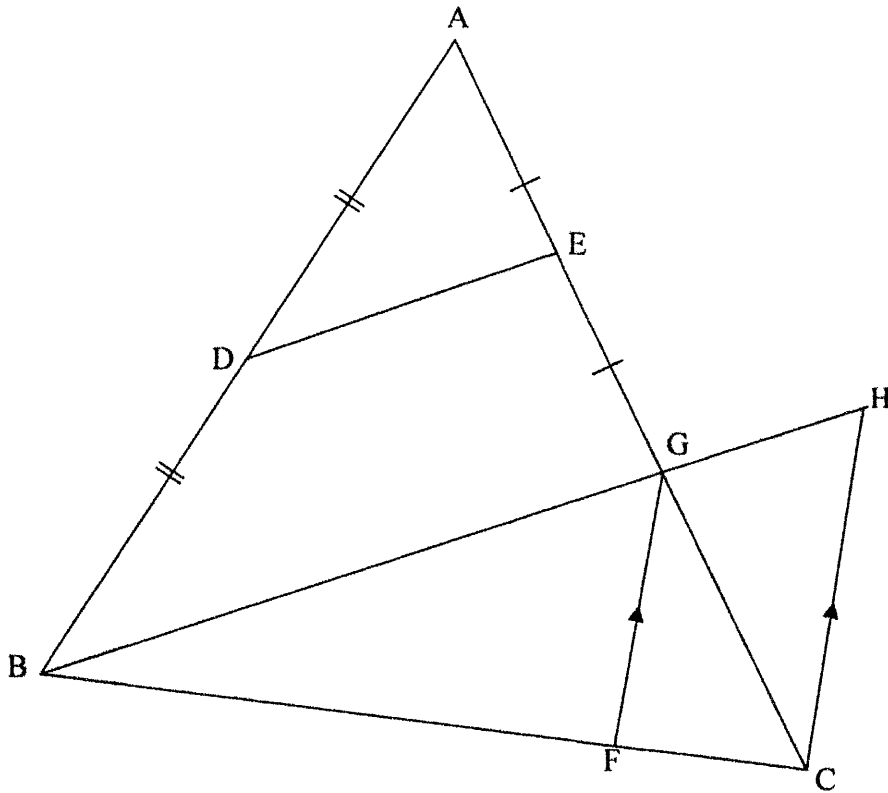
8.1



	Solution/Oplissing	Marks Punte
8.1.1		(2)
8.1.2		(2)
8.1.3		(2)



8.2

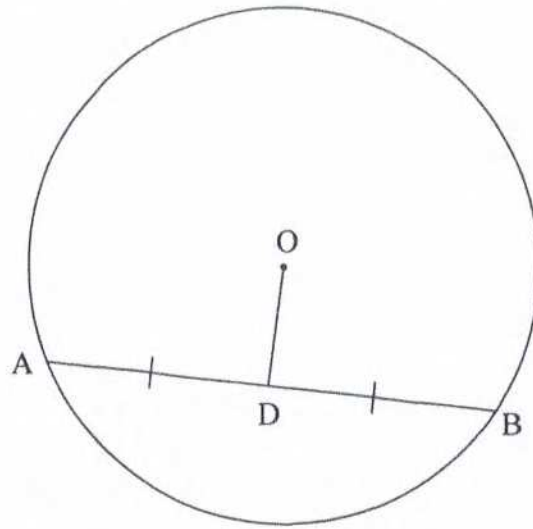


	Solution/Oplissing	Marks Punte
8.2.1		
		(1)
8.2.2		
		(6)
		[13]



QUESTION/VRAAG 9

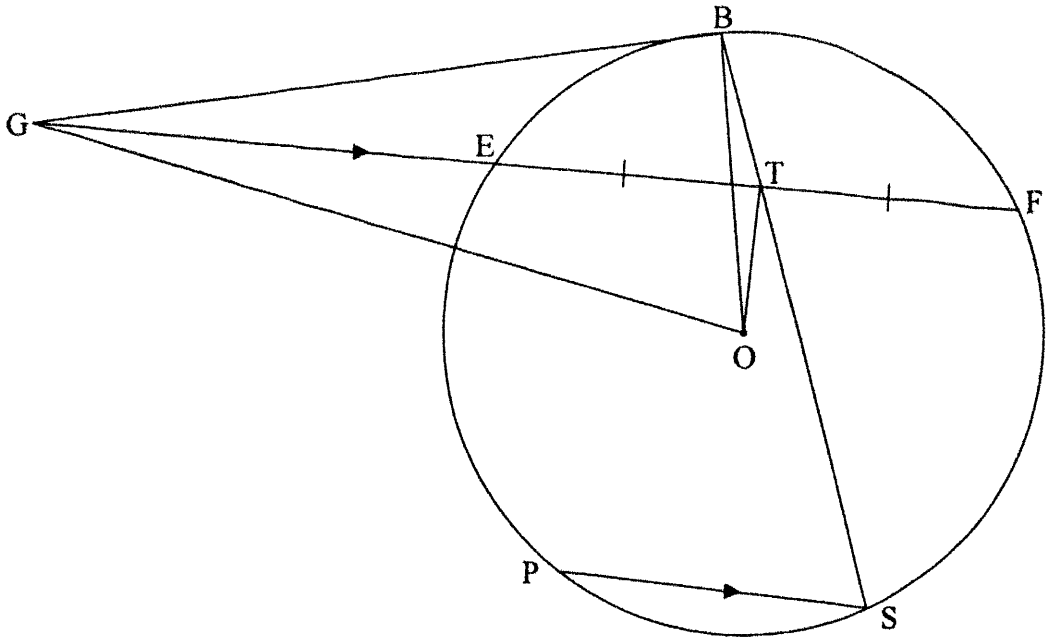
9.1



	Solution/Oplossing	Marks Punte
9.1	<div style="border-bottom: 1px solid black; height: 20px; margin-bottom: 5px;"></div> <div style="border-bottom: 1px solid black; height: 20px; margin-bottom: 5px;"></div> <div style="border-bottom: 1px solid black; height: 20px; margin-bottom: 5px;"></div> <div style="border-bottom: 1px solid black; height: 20px; margin-bottom: 5px;"></div> <div style="border-bottom: 1px solid black; height: 20px; margin-bottom: 5px;"></div> <div style="border-bottom: 1px solid black; height: 20px; margin-bottom: 5px;"></div> <div style="border-bottom: 1px solid black; height: 20px; margin-bottom: 5px;"></div> <div style="border-bottom: 1px solid black; height: 20px; margin-bottom: 5px;"></div> <div style="border-bottom: 1px solid black; height: 20px; margin-bottom: 5px;"></div> <div style="border-bottom: 1px solid black; height: 20px; margin-bottom: 5px;"></div> <div style="border-bottom: 1px solid black; height: 20px; margin-bottom: 5px;"></div> <div style="border-bottom: 1px solid black; height: 20px; margin-bottom: 5px;"></div> <div style="border-bottom: 1px solid black; height: 20px; margin-bottom: 5px;"></div> <div style="border-bottom: 1px solid black; height: 20px; margin-bottom: 5px;"></div> <div style="border-bottom: 1px solid black; height: 20px; margin-bottom: 5px;"></div> <div style="border-bottom: 1px solid black; height: 20px; margin-bottom: 5px;"></div> <div style="border-bottom: 1px solid black; height: 20px; margin-bottom: 5px;"></div> <div style="border-bottom: 1px solid black; height: 20px; margin-bottom: 5px;"></div> <div style="border-bottom: 1px solid black; height: 20px; margin-bottom: 5px;"></div> <div style="border-bottom: 1px solid black; height: 20px; margin-bottom: 5px;"></div> <div style="border-bottom: 1px solid black; height: 20px; margin-bottom: 5px;"></div>	(5)



9.2

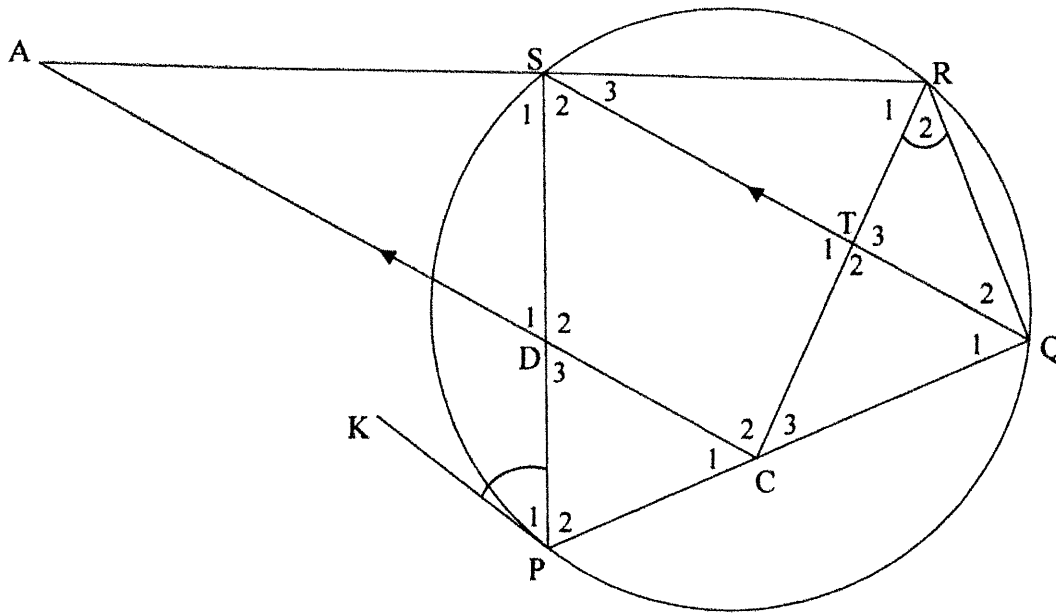


	Solution/Oplossing	Marks Punte
9.2.1		

(5)



QUESTION/VRAAG 10



	Solution/Oplissing	Marks Punte
10.1	<div style="border-bottom: 1px solid black; height: 20px; margin-bottom: 5px;"></div> <div style="border-bottom: 1px solid black; height: 20px; margin-bottom: 5px;"></div> <div style="border-bottom: 1px solid black; height: 20px; margin-bottom: 5px;"></div> <div style="border-bottom: 1px solid black; height: 20px; margin-bottom: 5px;"></div> <div style="border-bottom: 1px solid black; height: 20px; margin-bottom: 5px;"></div> <div style="border-bottom: 1px solid black; height: 20px; margin-bottom: 5px;"></div> <div style="border-bottom: 1px solid black; height: 20px; margin-bottom: 5px;"></div> <div style="border-bottom: 1px solid black; height: 20px; margin-bottom: 5px;"></div> <div style="border-bottom: 1px solid black; height: 20px; margin-bottom: 5px;"></div> <div style="border-bottom: 1px solid black; height: 20px; margin-bottom: 5px;"></div>	(4)



	Solution/Oplissing	Marks Punte
10.2		
10.3		
		(5) (4) [13]



Additional space/Bykomende ruimte	Marks Punte



