



basic education

Department:
Basic Education
REPUBLIC OF SOUTH AFRICA

| | |
|--------------|--|
| MARKS | |
|--------------|--|

ANNUAL NATIONAL ASSESSMENT 2013 GRADE 4 MATHEMATICS TEST

MARKS: 50

TIME: 1½ hours

PROVINCE _____

REGION _____

DISTRICT _____

SCHOOL NAME _____

EMIS NUMBER (9 digits)

| | | | | | | | | |
|--|--|--|--|--|--|--|--|--|
| | | | | | | | | |
|--|--|--|--|--|--|--|--|--|

CLASS (e.g. 4A) _____

SURNAME _____

NAME _____

GENDER (✓)

| | |
|------------|--|
| BOY | |
|------------|--|

| | |
|-------------|--|
| GIRL | |
|-------------|--|

DATE OF BIRTH

| | | | | | | | |
|---|---|---|---|---|---|---|---|
| C | C | Y | Y | M | M | D | D |
|---|---|---|---|---|---|---|---|

This test consists of 11 pages, excluding the cover page.

Instructions to the learner

1. Read all the instructions carefully.
2. Question 1 consists of 6 multiple-choice questions. Circle the letter of the correct answer.
3. Answer questions 2 to 19 in the spaces or frames provided.
4. All working must be done on the question paper and not on rough paper.
5. The test counts 50 marks.
6. The test duration is 1½ hours.
7. The teacher will lead you through the practice exercise before you start the test.
8. You may not use a calculator.

Practice exercise

Circle the letter of the correct answer.

$$8 \times 6 =$$

- A 48
- B 84
- C 72
- D 60

You have answered correctly if you have circled **A** above.

NOTE:

- You will answer more questions like the one you have just completed.
- Do your best to answer each question even if you are not sure of the answer.
- Write down the answer that you think is the best and move to the next question.
- When you have answered all the questions on a page, please move to the next page.
- Look only at your own work.

The test starts on the next page.

1. Circle the letter of the correct answer.

1.1 What is the value of the underlined digit in 3 870?

A 80

B 8 000

C 800

D 8

(1)

1.2 The number 6 555 rounded off to the nearest 100 is:

A 6 550

B 6 650

C 6 500

D 6 600

(1)

1.3 The ratio of the number of cows to the number of rabbits is:



A 6 : 2

B 6 : 8

C 8 : 6

D 2 : 6

(1)

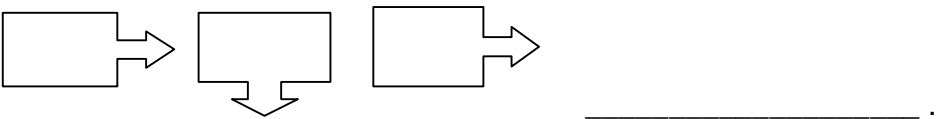
- 1.4 Which number is a multiple of 6?
- A 3
 - B 2
 - C 36
 - D 1
- (1)

- 1.5 Complete the following number pattern:
3 275 ; 3 225 ; 3 175 ; _____.
- A 3 150
 - B 3 225
 - C 3 125
 - D 3 325
- (1)

- 1.6 Which number is a factor of 12?
- A 24
 - B 4
 - C 8
 - D 10
- (1)

2. Complete:
- $$(2 \times 3) + (2 \times 4) = 2 \times (_ + 4)$$
- (1)

3. Complete each of the following patterns:
- 3.1 4 900 ; 4 925 ; 4 950 ; _____ ; 5 000 ; _____.
- (1)

- 3.2  _____.
- (1)

4. Complete each of the following number patterns:

4.1 $\frac{2}{5}$; $\frac{3}{5}$; $\frac{4}{5}$; _____ . (1)

4.2 2 ; 4 ; 8 ; 16 ; _____ . (1)

5. Mrs Mazibe buys an apple for R1,20 and sells it for R1,95.

5.1 How much money does Mrs Mazibe make by selling 1 apple?
_____ (1)

5.2 How much does Mrs Mazibe make if she buys and sells 10 apples?
_____ (1)

6. Calculate the answers for questions 6.1–6.4.


6.1 $3\,456 + 2\,909$

(2)

6.2 $5\,433 - 2\,104$


(3)

6.3 78×42



(3)

6.4 $654 \div 6$



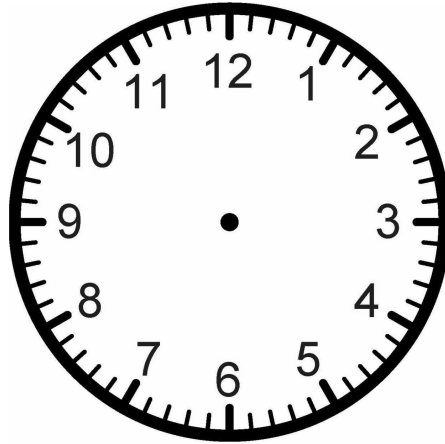
(3)

7. Write a number sentence for the sentence below.

The difference between 1 613 and 859 is seven hundred and fifty-four.

(1)

8. Draw the hands on the given clock face to show that the time is a quarter past eight.



(1)

9. Look at the departures board at the airport and answer the questions that follow.


| DEPARTURES | | |
|--------------|-------|---------------|
| DESTINATION | TIME | FLIGHT NUMBER |
| Mossel Bay | 07:45 | SAA 769 |
| Knysna | 10:20 | BA 172 |
| Johannesburg | 20:00 | SAA 372 |




- 9.1 Write down the flight number of a flight which will depart for its destination before midday.


(1)

- 9.2 Write down the flight number of a flight which will depart for its destination after midday.

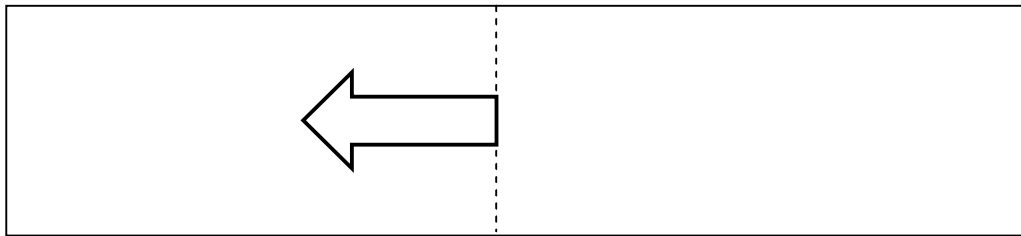
(1)

10. Look at the grid below and write down the position of the picture  .

| | | | | | |
|---|---|---|---|---|---|
| G | | | | | |
| F | | |  | | |
| E | | | | | |
| D | | | | | |
| C | | | | | |
| B | |  | | |  |
| A | | | | | |
| | 1 | 2 | 3 | 4 | 5 |

The position of the picture  is _____ . (1)

11. Draw the reflection of the arrow on the vertical dotted line.



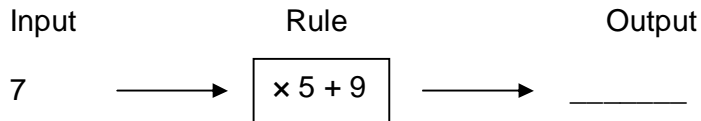
(1)

12. Convert the following:

12.1 12 m 48 cm = _____ cm (1)

12.2 80 minutes = _____ hour _____ minutes (1)

13. Complete the following flow diagram:



(1)

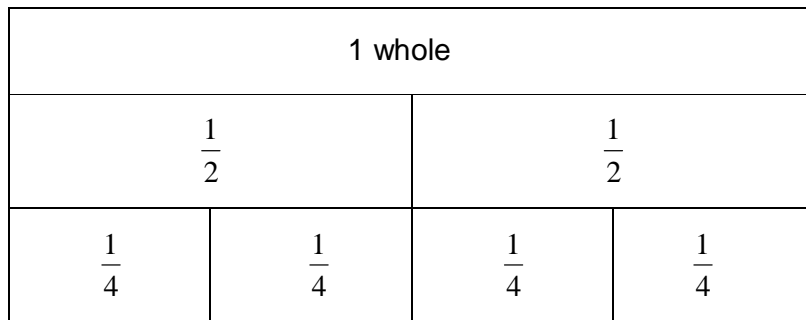
14. Poppy buys a 2 l bottle of milk. She uses 500 ml of the milk to bake a cake.
How much milk is left in the bottle?



_____ ml

(2)

15. Use the fraction wall to answer the questions that follow.



15.1 Write the symbol $<$, $>$ or $=$ between the fractions to make a correct statement.

$\frac{1}{2}$ _____ $\frac{2}{4}$

(1)

15.2 Colour in $\frac{3}{4}$ of a fraction strip in the fraction wall.

(1)

15.3 Use the fraction wall to calculate $\frac{1}{4} + \frac{2}{4}$.

(1)

15.4 Mom shared a cake equally amongst Mary and her 3 friends.
What fraction of the cake did each get?

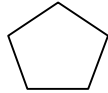
(1)

16.

| | | | |
|----------------|-----------------|----------------------|-----------------|
| HEXAGON | PENTAGON | QUADRILATERAL | TRIANGLE |
|----------------|-----------------|----------------------|-----------------|

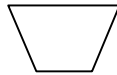
From the above frame choose the word to name each of the 2-D shapes.

16.1



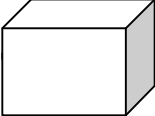
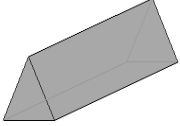
(1)

16.2



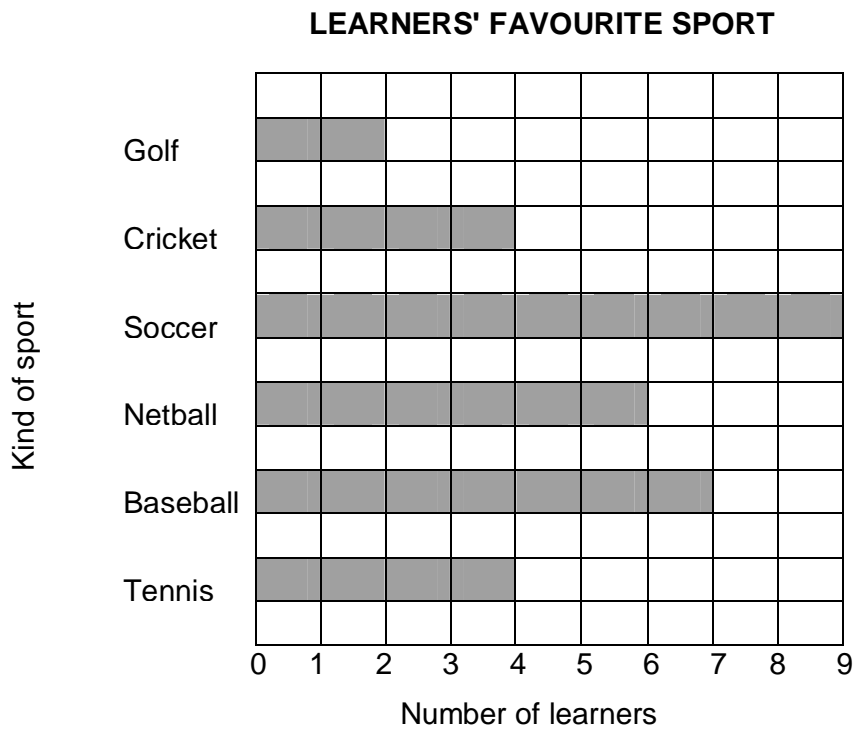
(1)

17. Complete the table:

| OBJECT | NAME OF OBJECT | SHAPE(S) OF THE FACES |
|---|-----------------------|------------------------------|
|  | _____ | Rectangles |
|  | Triangular prism | Triangles and _____ |

(2)

18. This bar graph shows the most popular kind of sport amongst the learners in Grade 4.



18.1 Complete the tally table.

| KIND OF SPORT | TALLY MARKS |
|---------------|-------------|
| Golf | |
| Baseball | |
| Tennis | |

(3)

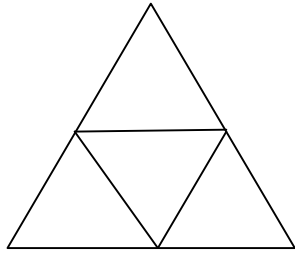
18.2 Which is the learners' favourite kind of sport?

(1)

18.3 What is the difference between the number of learners who prefer soccer to cricket?

(1)

19. How many triangles are there in the diagram altogether?



(2)

TOTAL: 50