

# EXEMPLAR

GRADE R: MATHEMATICS

DIAGNOSTIC ASSESSMENT

Name: \_\_\_\_\_

Class: \_\_\_\_\_ Date: \_\_\_\_\_

School: \_\_\_\_\_ Teacher: \_\_\_\_\_

Activity / Form	Learner's mark
Practical (Responds to questions, participates in discussions)	
Oral (sorting objects, building puzzles, counting)	
Written (drawing, tracing, colouring)	
TOTAL	



- A. Administer in group of at least 6 learners.
- B. Provide the required apparatus to demonstrate/ pack out / use as a resource to complete the diagnostic assessment.
- C. Make sure that learners do not copy.
- D. Give clear instructions.

Learner is able to / almost able to/not yet able to

CONTENT AREA	SKILL/S
NOR	<ul style="list-style-type: none"> <li>• Count from 1 to 5</li> <li>• Knows number symbols 1 to 5</li> <li>• Know number names 1 - 5</li> <li>• Solve pictures and dot cards that involves numbers 1 to 5</li> </ul>
PFA	<ul style="list-style-type: none"> <li>• Recognise and extends a given pattern</li> </ul>
SS	<ul style="list-style-type: none"> <li>• Recognise and identify 3D objects</li> <li>• Knows position: on, up, down, under, left and right</li> <li>• Builds a 6 piece puzzle</li> </ul>
M	<ul style="list-style-type: none"> <li>• Understands: day night, morning, afternoon and evening</li> </ul>
DH	<ul style="list-style-type: none"> <li>• Sort objects</li> <li>• Report on objects</li> </ul>




ACHIEVED	ALMOST	NOT YET
3	2	1
☺	☹	☹
✓	•	x

1. Circle the fingers that show the matching number.

1.1	2	
1.2	1	


3	2	1

2. Draw a line to match the number to the fingers.

2.1	3	
2.2	1	
2.3	2	




3	2	1

3. Draw the dots.





3	2	1

4. Count and write the number symbol.

				
4.1				
4.2				

3	2	1

5. Circle the picture based on the patten



3	2	1

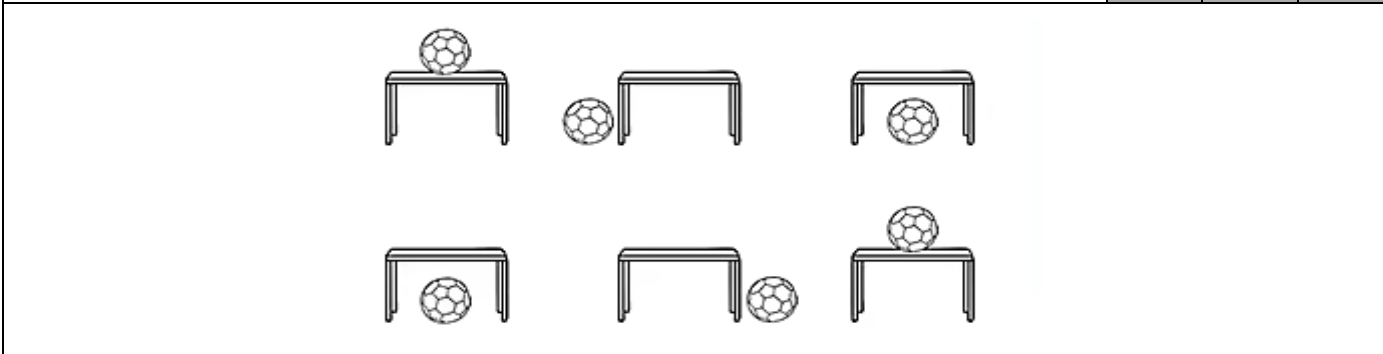
6. Circle the shape that come next. .



3	2	1

7. Where is the soccer ball?

3	2	1
---	---	---



7.1 Colour the soccer ball under the table blue.

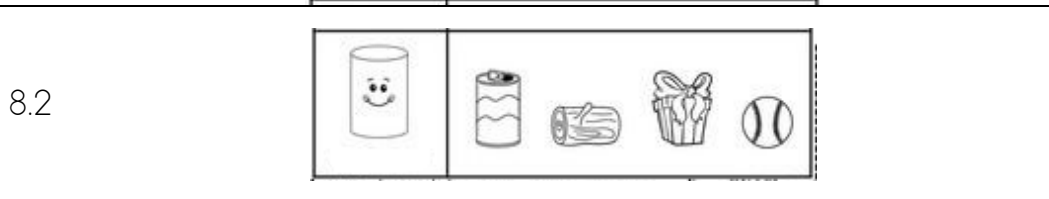

7.2 Colour the soccer ball on the right of the table yellow.

7.3 Colour the soccer ball on the table green.

7.4 Colour the soccer ball to the left of the table red.

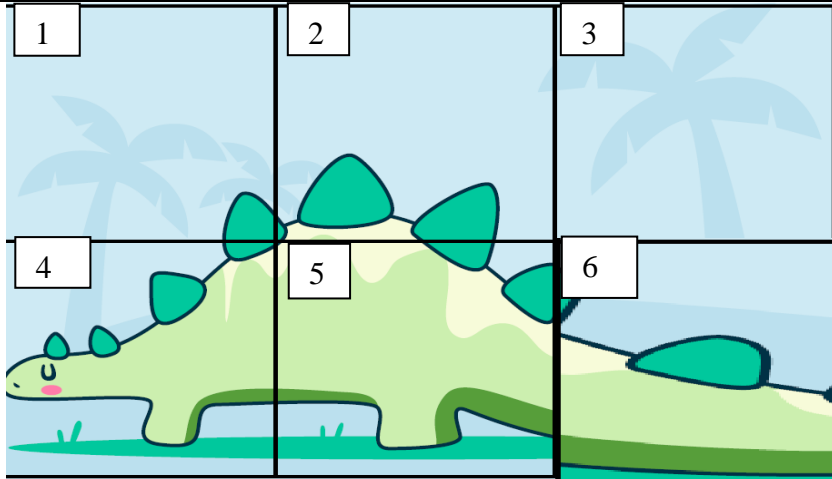

8. Colour the picture that matches the first shape shown.

3	2	1
---	---	---



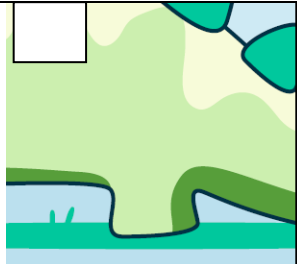

9. Write number 1-6 on the pictures to build the puzzle

3	2	1
---	---	---




q.1

3	2	1



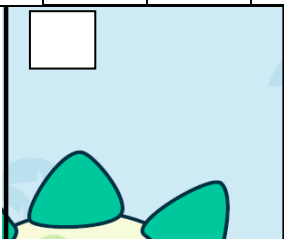
q.2

3	2	1



q.3

3	2	1



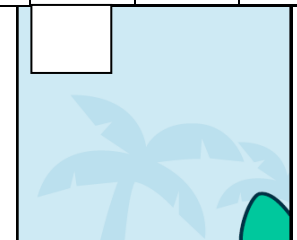
q.4

3	2	1



q.5

3	2	1



q.6

3	2	1

10. Sort and count the fruit.

3 2 1

4				
3				
2				
1				

- 10.1 How many are there?
- 10.2 How many are there?
- 10.3 How many bunches of are there?
- 10.4 How many can you count?
- 10.5 Which row has the most fruit?
- 10.6 Which row has the least fruit?


11. Identify the time for each picture. Colour the correct symbol.

3 2 1

11.1			
11.2			
11.3			
11.4			
