


LAERSKOOL VAN DYK PRIMARY

Term 4

Laerskool Van Dyk Primary
SOCIAL SCIENCE
HISTORY EXAM
 District D16
 EMIS NO.: 700160994
 Ekurhuleni South



Date: ___ November 2020

Time: 1 hour



Examiner: Mrs J de Kock

Moderator: Mrs A van der Westhuizen

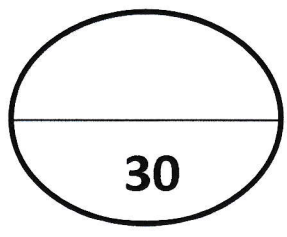
Name & Surname: _____ Grade 5. _____

Code	Competence	percentage
7	Outstanding achievement	80-100
6	Meritorious achievement	70-79
5	Substantial achievement	60-69
4	Adequate achievement	50-59
3	Moderate achievement	40-49
2	Elementary achievement	30-39
1	Not achieved	0-29

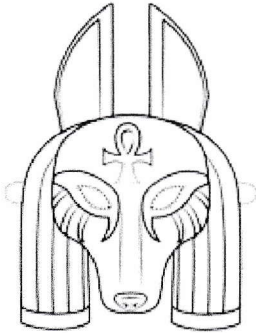
Rubric for Question 2.3

Level 1:	<ul style="list-style-type: none"> Uses in an elementary manner e.g. show little or no understanding. Uses evidence partially to report on topic or cannot report on topic. 	Marks: 1
Level 2:	<ul style="list-style-type: none"> Evidence is mostly relevant and relates to the topic. Uses evidence in a very basic manner. 	Marks: 2-3
Level 3:	<ul style="list-style-type: none"> Uses relevant evidence e.g. demonstrates a thorough understanding Uses evidence very effectively in an organised paragraph that shows an understanding of the topic 	Marks: 4

Question Analysis	Mark
Q1:	/13
Q2:	/10
Q3:	/7
TOTAL	/30



Instructions



1. This question paper consists of 3 questions.
2. Read the questions carefully.
3. Learners must answer **all** the questions.
4. Answer questions on the question paper.
5. Good Luck!!!!

Aims and skills


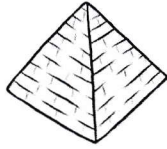
- Finding a variety of kinds of information about the past.
- Selecting relevant information.
- Deciding about whether information can be trusted.
- Explaining why events from the past are often interpreted differently.
- Debating about what happened in the past on the basis of available evidence.
- Writing History in an organized way, with a logical line of argument.
- Understanding the importance of weather and climate changes.



QUESTION 1:


1. 1 Name each picture by choosing a word from the word bank and write it on the lines provided:

Sphinx Obelisk Pyramid Hieroglyphics



1.1.1 _____

1.1.2 _____



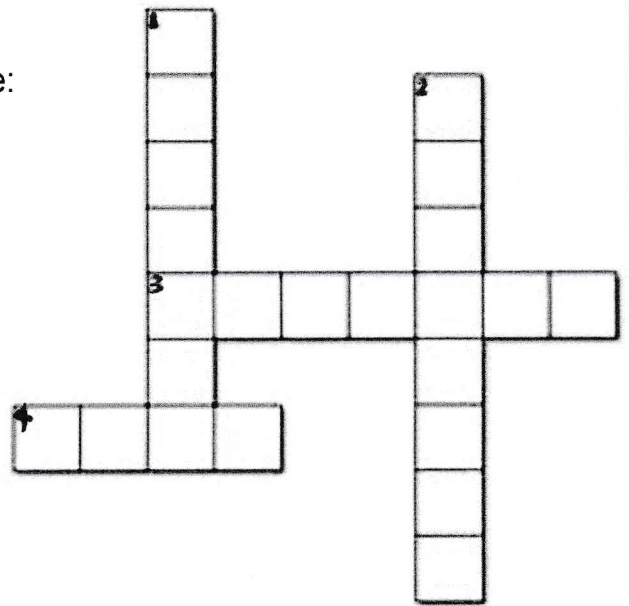
1.1.3 _____

1.1.4 _____ (4)

QUESTION 1.2:


Complete the following crossword puzzle:

- Down**
1. Large stone tomb for an Egyptian king, with sides like triangles.
 2. A substance you can use to make you feel better if you are sick.
- Across**
3. Dead bodies preserved with oils and wrapped in strips of cloth.
 4. Ancient Egyptians believed there were many _____.



(4)

QUESTION 1. 3: Fill in the missing words:



A pyramid showing how people fitted into Ancient Egyptian society

(5)

(_____ /13)

QUESTION 2.1: Match the person to the kind of work they did.

(Write only the letter on the lines provided)

Person	Work they did
2.1.1 Pharaoh	a) Read, wrote, kept records
2.1.2 Vizier	b) Made pots, clothes, jewellery and shoes
2.1.3 Scribes	c) Ruled over Egypt
2.1.4 Craftsmen	d) Advised the pharaoh

2.1.1 _____

2.1.2 _____

2.1.3 _____

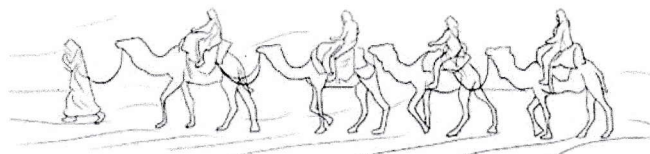
2.1.4 _____

(4)

QUESTION 2.2:

Why do you think it is important to protect the artefacts that were found which the Ancient Egyptians used?

_____ (2)



QUESTION 2.3:

The Ancient Egyptians needed mathematics to help them every day to work out things.

Write a paragraph to discuss these 4 ways they used mathematics.

(4)

(_____ /10)

QUESTION 3.1:

Underline the correct word in brackets:

3.1.1 The most powerful Egyptian god was (***Amun-Ra/ Anubis***).

3.1.2 Egyptians believed that after death your (***mummy/ spirit***)

would live on.

3.1.3 The (***desert/ sun***) and the Nile (***river/ mountain***) were very important in their belief system.

3.1.4 When people in Ancient Egypt got sick, they would visit a (***physician/ teacher***).

3.1.5 Many of the (***hardship/ diseases***) that they suffered from are still around today, like TB.

(6)

QUESTION 3.2:

Write your name using the hieroglyphic symbols provided:



Your name in Hieroglyphic symbols:

3.2.1 _____ (1)

(_____/7)

TOTAL: (_____/30 Marks)



HAPPY HOLIDAYS !!!